

Motor cable | PVC | chainflex® CF886






36 5 million
Guaranteed double strokes

15 x d
Bend radius, e-chain®







10 m
Travel distance, e-chain®

- For flexing applications
- PVC outer jacket
- Shielded
- Flame-retardant



Dynamic information

 Bend radius	e-chain® linear	minimum 15 x d
	flexible	minimum 12 x d
	fixed	minimum 8 x d
 Temperature	e-chain® linear	+5 °C up to +70 °C
	flexible	-5 °C up to +70 °C (following DIN EN 60811-504)
	fixed	-15 °C up to +70 °C (following DIN EN 50305)
 v max.	unsupported	3 m/s
 a max.		20 m/s ²
 Travel distance		Unsupported travels up to 10 m, Class 1



Cable structure

 Conductor	Conductor consisting of bare copper wires (according to DIN EN 60228).
 Core insulation	Mechanically high-quality, especially low-capacitance TPE mixture.
 Core structure	Cores wound with an optimised pitch length.
 Core identification	Black cores with white numbers, one green-yellow core. 1. Core: U / L1 / C / L+ 2. Core: V / L2 3. Core: W / L3 / D / L-
 Overall shield	Braiding made of tinned copper wires. Coverage optical approx. 60 %
 Outer jacket	Low-adhesion PVC mixture, adapted to suit the requirements in e-chains®. Colour: Pastel orange (similar to RAL 2003)

Electrical information

 Nominal voltage	600/1000 V (following DIN VDE 0298-3) 1000 V (following UL)
 Testing voltage	4000 V (following DIN EN 50395)

Properties and approvals

 Flame retardant	According to IEC 60332-1-2, FT1, VW-1
 Silicone-free	Free from silicone which can affect paint adhesion (following PV 3.10.7 – status 1992)

Basic requirements
Travel distance
Oil resistance
Torsion

low	1	2	3	4	5	6	7	highest
unsupported	1	2	3	4	5	6	7	≥ 400 m
none	1	2	3	4	highest			
none	1	2	3	4	±360°			

Class 3.1.1.1

 **UL verified**

Certificate No. B129699: „igus 36-month chainflex cable guarantee and service life calculator based on 2 billion test cycles per year“
See data sheet for details ► www.igus.eu/CF886

 **UL/CSA AWM**

 **NFPA**

Following NFPA 79-2018, chapter 12.9

 **EAC**

Certificate No. RU C-DE.ME77.B.00302/19 (TR ZU)

 **REACH**

In accordance with regulation (EC) No. 1907/2006 (REACH)

 **Lead-free**

Following 2011/65/EC (RoHS-II/RoHS-III)

 **CE**

Following 2014/35/EU

Guaranteed service life (details see page 26-27)

Double strokes*	1 million	3 million	5 million
Temperature, from/to [°C]	R min. [factor x d]	R min. [factor x d]	R min. [factor x d]
+5/+15	17.5	18.5	19.5
+15/+60	15	16	17
+60/+70	17.5	18.5	19.5

* Higher number of double strokes? Service life calculation online ► www.igus.eu/chainflexlife

Typical mechanical application areas

- For flexing applications, Class 3
- Especially for unsupported travels, Class 1
- Without influence of oil, Class 1
- Preferably indoor applications
- Wood/stone processing, Packaging industry, supply systems, Handling, adjusting equipment

Part No.	Number of cores and conductor nominal cross section [mm ²]	Outer diameter (d) max. [mm]	Copper index [kg/km]	Weight [kg/km]
CF886.15.04	(4G1.5)C	9.0	82	119
CF886.25.04	(4G2.5)C	10.5	132	181
CF886.40.04	(4G4.0)C	12.0	204	263
CF886.60.04	(4G6.0)C	14.5	269	377
CF886.100.04	(4G10)C	18.5	458	577
CF886.160.04	(4G16)C	21.0	760	829

Note: The given outer diameters are maximum values and may tend toward lower tolerance limits.
G = with green-yellow earth core x = without earth core

Guarantee
igus chainflex
36
month guarantee

igus 36-month
chainflex cable
guarantee and
service life
calculator based
on 2 billion test
cycles per year

CFRIP

UL LISTED

UL/CSA

NFPA

CUPA

DRIVE

EAC

REACH

RoHS

Class 3

igus

CE

Guarantee
igus chainflex
36
month guarantee

igus 36-month
chainflex cable
guarantee and
service life
calculator based
on 2 billion test
cycles per year

UL